signatures scientifiques :
les tensions entre attribution, affiliation et indexation

david pontille

Centre de Sociologie de l'Innovation

journée d'étude "Affiliations dans les publications scientifiques françaises"
19 juin 2015 • École nationale des Chartes • Paris

le geste de la signature

indexer • attribuer • affilier

la montée de la cosignature

une science des noms?

Partager

	Size of Author-Set					
	2	3	4	5	6+	All
Physics:						
Laureates	71 (398)	55 (147)	63 (58)	54 (46)	83 (46)	67 (695)
Abstracts	64(1,410)	38 (643)	35(142)	39 (38)	26 (34)	57 (2,267)
Chemistry:						
Laureates	52 (638)	17 (337)	12(119)	6 (49)	11 (35)	35 (1,178)
Abstracts	55(3,519)	25(1,162)	14(305)	14 (81)	12 (58)	45 (5,125)
Biological sciences:						
Laureates	47 (750)	19 (380)	4(186)	1(100)	1 (78)	29 (1,494)
Abstracts	55(2,802)	22(1,061)	10(347)	2(112)	6 (63)	41 (4,385)
All:						
Laureates	54(1,786)	24 (864)	16(363)	15(195)	27(159)	39 (3,367)
Abstracts	57(7,731)	27(2,866)	16(794)	12(231)	13(155)	46(11,777)

(Zuckerman 1968)

Discipline/Journal	Two Authors	Three Authors	Four Authors	Five or More Authors
Political science				
American Political Science Review	33.4%	10.6%	2.3%	0.2%
American Journal of Political Science	34.8	9.6	1.5	0.2
Journal of Politics	35.6	9.6	1.4	0.0
Sociology				
American Sociological Review	38.4	11.6	2.1	0.6
American Journal of Sociology	36.2	12.7	2.0	1.0
Social Forces	37.2	13.0	2.2	0.7
Economics				
American Economic Review	35.4	7.2	0.9	0.1
Economic Inquiry	36.7	5.4	0.8	0.2
Southern Economic Journal	41.7	10.2	0.7	0.0

(Endersby 1996)

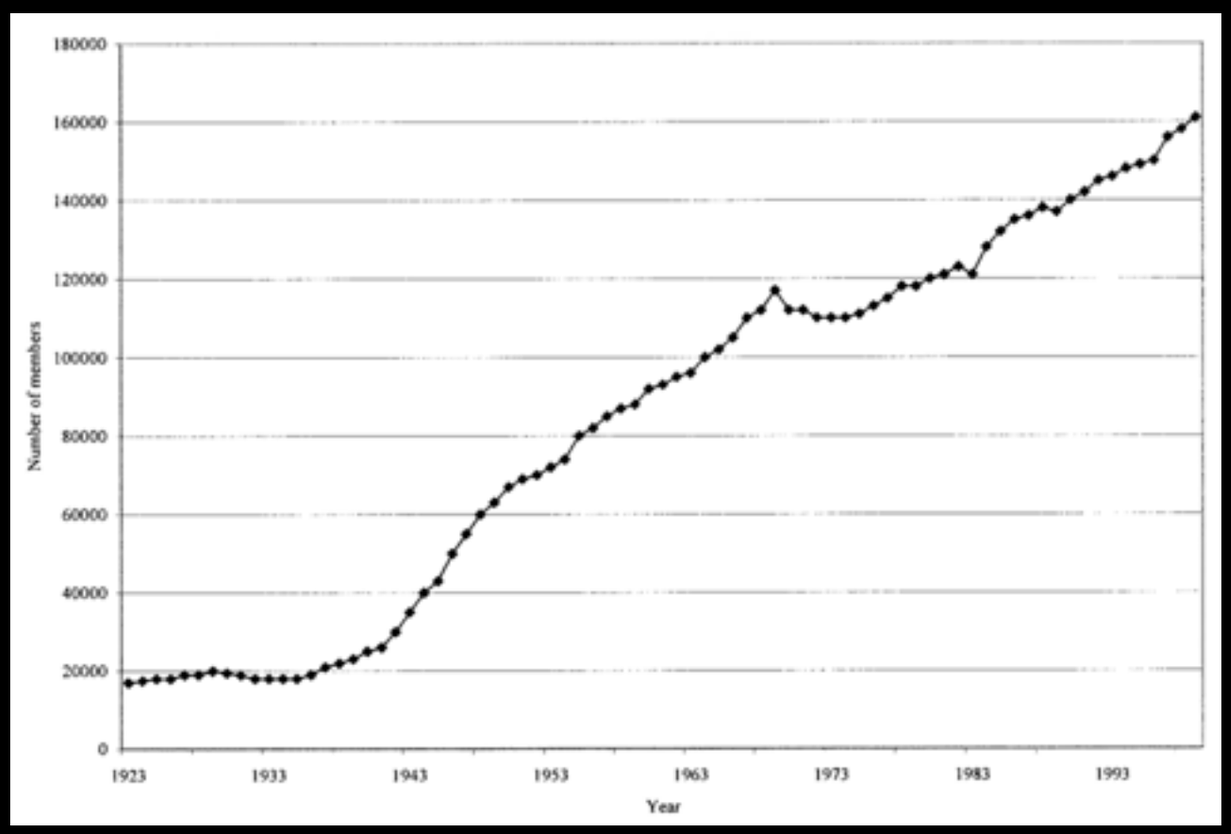

(Cronin, Shaw, LaBarre 2004)

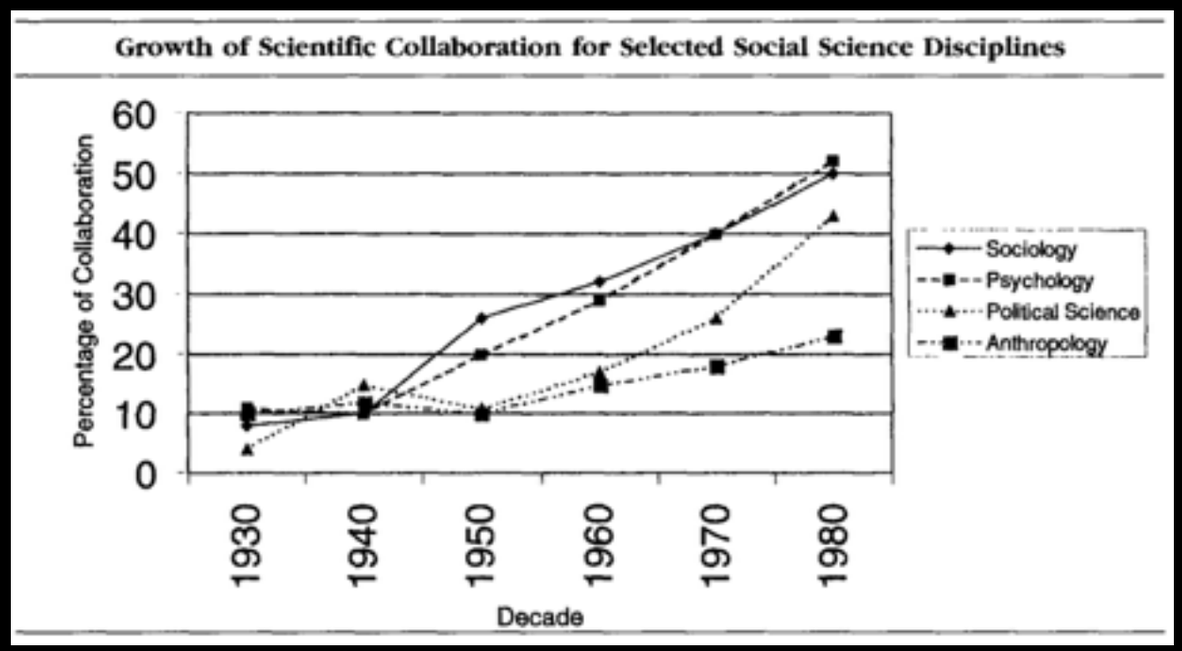

(Babchuk, Keith and Peters 1999)

noms : unités de mesure

noms : unités de mesure

Initial sequencing and comparative analysis of the mouse genome

Robert H. Waterston[1]*, Kerstin Lindblad-Toh[2]*, Ewan Birney[3]*, Jane Rogers[4], Josep F. Abril[5]*, Pankaj Agarwal[6]*, Richa Agarwala[7], Rachel Ainscough[4], Marina Alexandersson[8]*, Peter An[2], Stylianos E. Antonarakis[9]*, John Attwood[4], Robert Baertsch[10]*, Jonathon Bailey[4], Karen Barlow[4], Stephan Beck[4], Eric Berry[2]*, Bruce Birren[2], Toby Bloom[2], Peer Bork[11]*, Marc Botcherby[12], Nicolas Bray[13]*, Michael R. Brent[14]*, Daniel G. Brown[2,15]*, Stephen D. Brown[12], Carol Bult[16]*, John Burton[4], Jonathan Butler[2]*, Robert D. Campbell[12], Piero Carninci[17], Simon Cawley[18]*, Francesca Chiaromonte[19]*, Asif T. Chinwalla[1]*, Deanna M. Church[7]*, Michele Clamp[4]*, Christopher Clee[4], Francis S. Collins[20]*, Lisa L. Cook[1], Richard R. Copley[21]*, Alan Coulson[4], Olivier Couronne[13]*, James Cuff[4]*, Val Curwen[4]*, Tim Cutts[4]*, Mark Daly[2]*, Robert David[2], Joy Davies[4], Kimberly D. Delehaunty[1], Justin Deri[2], Emmanouil T. Dermitzakis[9]*, Colin Dewey[22]*, Nicholas J. Dickens[23]*, Mark Diekhans[10]*, Sheila Dodge[2], Inna Dubchak[13]*, Diane M. Dunn[24], Sean R. Eddy[25]*, Laura Elnitski[26]*, Richard D. Emes[23]*, Pallavi Eswara[27]*, Eduardo Eyras[4]*, Adam Felsenfeld[20]*, Ginger A. Fewell[1], Paul Flicek[14]*, Karen Foley[2], Wayne N. Frankel[16]*, Lucinda A. Fulton[1]*, Robert S. Fulton[1], Terrence S. Furey[10]*, Diane Gage[2], Richard A. Gibbs[28], Gustavo Glusman[29]*, Sante Gnerre[2]*, Nick Goldman[3]*, Leo Goodstadt[23]*, Darren Grafham[4], Tina A. Graves[1], Eric D. Green[30]*, Simon Gregory[4]*, Roderic Guigó[5]*, Mark Guyer[20], Ross C. Hardison[31]*, David Haussler[32]*, Yoshihide Hayashizaki[17], LaDeana W. Hillier[1]*, Angela Hinrichs[10]*, Wratko Hlavina[7]*, Timothy Holzer[2], Fan Hsu[10]*, Axin Hua[33], Tim Hubbard[4]*, Adrienne Hunt[4], Ian Jackson[12], David B. Jaffe[2]*, L. Steven Johnson[25], Matthew Jones[4], Thomas A. Jones[25], Ann Joy[4], Michael Kamal[2]*, Elinor K. Karlsson[2]*, Donna Karolchik[10]*, Arkadiusz Kasprzyk[3]*, Jun Kawai[17], Evan Keibler[14]*, Cristyn Kells[2], W. James Kent[10]*, Andrew Kirby[2]*, Diana L. Kolbe[26]*, Ian Korf[14]*, Raju S. Kucherlapati[34], Edward J. Kulbokas III[2]*, David Kulp[18]*, Tom Landers[2], J. P. Leger[2], Steven Leonard[4], Ivica Letunic[11]*, Rosie Levine[2], Jia Li[35]*, Ming Li[36]*, Christine Lloyd[4], Susan Lucas[37], Bin Ma[38]*, Donna R. Maglott[7]*, Elaine R. Mardis[1], Lucy Matthews[4], Evan Mauceli[2]*, John H. Mayer[2], Megan McCarthy[2], W. Richard McCombie[39], Stuart McLaren[4], Kirsten McLay[4], John D. McPherson[1], Jim Meldrim[2], Beverley Meredith[4], Jill P. Mesirov[2]*, Webb Miller[27]*, Tracie L. Miner[1], Emmanuel Mongin[3], Kate T. Montgomery[34], Michael Morgan[40], Richard Mott[21]*, James C. Mullikin[4]*, Donna M. Muzny[28], William E. Nash[1], Joanne O. Nelson[1], Michael N. Nhan[1], Robert Nicol[2], Zemin Ning[4]*, Chad Nusbaum[2], Michael J. O'Connor[27], Yasushi Okazaki[17], Karen Oliver[4], Emma Overton-Larty[4], Lior Pachter[8]*, Genís Parra[5]*, Kymberlie H. Pepin[1], Jane Peterson[20], Pavel Pevzner[41]*, Robert Plumb[4], Craig S. Pohl[1], Alex Poliakov[13]*, Tracy C. Ponce[1], Chris P. Ponting[23]*, Simon Potter[4]*, Michael Quail[4], Alexandre Reymond[9]*, Bruce A. Roe[33], Krishna M. Roskin[10]*, Edward M. Rubin[13], Alistair G. Rust[3], Ralph Santos[2], Victor Sapojnikov[7]*, Brian Schultz[1], Jörg Schultz[42]*, Matthias S. Schwartz[10]*, Scott Schwartz[27]*, Carol Scott[4], Steven Seaman[2], Steve Searle[4]*, Ted Sharpe[2], Andrew Sheridan[2], Ratna Shownkeen[4], Sarah Sims[4], Jonathan B. Singer[2]*, Guy Slater[3]*, Arian Smit[29]*, Douglas R. Smith[43], Brian Spencer[2], Arne Stabenau[3]*, Nicole Stange-Thomann[2], Charles Sugnet[10]*, Mikita Suyama[11]*, Glenn Tesler[41]*, Johanna Thompson[1], David Torrents[11]*, Evanne Trevaskis[1], John Tromp[44]*, Catherine Ucla[9]*, Abel Ureta-Vidal[3], Jade P. Vinson[2]*, Andrew C. von Niederhausern[24], Claire M. Wade[2]*, Melanie Wall[4], Ryan J. Weber[10]*, Robert B. Weiss[24], Michael C. Wendl[1], Anthony P. West[4], Kris Wetterstrand[20], Raymond Wheeler[18]*, Simon Whelan[3]*, Jamey Wierzbowski[2], David Willey[4], Sophie Williams[4], Richard K. Wilson[1], Eitan Winter[23]*, Kim C. Worley[45]*, Dudley Wyman[2], Shan Yang[31], Shiaw-Pyng Yang[1]*, Evgeny M. Zdobnov[11]*, Michael C. Zody[2]* & Eric S. Lander[2,46]*

(*Nature* 2002)

indexer les cosignatures

- *Index Medicus*
- *Medline*

  Medical Literature Analysis and Retrieval System Online

indexer : politique de restriction



Charen T., « Authors! Authors! », *NLM Technical Bulletin*, n°225, 1988, p. 14.

Wright N., « Author Policy for NLM Indexes and Databases », *NLM Technical Bulletin*, n°283, 1995, p. 17.

la première place… sinon rien!

Nom, **Nom, Nom, Nom, Nom, Nom**

contribution majeure
écriture
initiative

collecte des données
expériences
analyse

Auteur ≠ signataires

La dernière position

Nom, Nom, Nom, Nom, Nom, Nom, **Nom**

analyse
interprétation
(équipe 1)

statistiques
(équipe 2)

littérature
écriture
(équipe 2)

relecture critique
(équipe 2)

specimens,
samples
(équipe 3)

travail expérimental
écriture
(docs/post-docs équipe 1)

relecture critique
financements
(responsable équipe 1

Auteur

Autorité

invisibles

(sous-traitance, techniciens, secrétaires...)

attribution et restriction

(British Medical Journal 2001)

categories d’auteur

"co-first" ou "shared first"

MOLECULAR AND CELLULAR BIOLOGY, Jan. 2005, p. 637–651 Vol. 25, No. 2
0270-7306/05/$08.00+0 doi:10.1128/MCB.25.2.637–651.2005
Copyright © 2005, American Society for Microbiology. All Rights Reserved.

Histone H2B Ubiquitylation Is Associated with Elongating RNA Polymerase II

Tiaojiang Xiao,[1]† Cheng-Fu Kao,[2]† Nevan J. Krogan,[3] Zu-Wen Sun,[4] Jack F. Greenblatt,[3] Mary Ann Osley,[2] and Brian D. Strahl[1]*

Department of Biochemistry and Biophysics, University of North Carolina School of Medicine, Chapel Hill, North Carolina[1]; Department of Molecular Genetics and Microbiology, University of New Mexico Health Sciences Center, Albuquerque, New Mexico[2]; Department of Molecular and Medical Genetics, University of Toronto, Toronto, Ontario, Canada[3]; and Department of Biochemistry, Vanderbilt University School of Medicine, Nashville, Tennessee[4]

Received 20 September 2004/Accepted 14 October 2004

---

* Corresponding author. Mailing address: Department of Biochemistry and Biophysics, University of North Carolina School of Medicine, 405 Mary Ellen Jones Bldg., Chapel Hill, NC 27599-7260. Phone: (919) 843-3896. Fax: (919) 966-2852. E-mail: brian_strahl@med.unc.edu.
† T.X. and C.-F.K. contributed equally to this work.

"co-first" ou "shared first"

ELSEVIER

Mo
0270
Cop

No. 2

BRIEF COMMUNICATION

"Equal" Contributions and Credit: An Emerging Trend in the Characterization of Authorship

EHIMARE AKHABUE, MD, AND EBBING LAUTENBACH, MD, MPH, MSCE

PURPOSE: Scientific manuscripts sometimes have two or more authors explicitly designated as having "contributed equally" to the study. The prevalence and characteristics of this practice are not known. The goal of this study was to identify longitudinal trends and characteristics of the practice of explicitly giving authors equal credit in publications found in major medical journals.

METHODS: We conducted electronic keyword searches looking for original research articles with equally credited authors (ECAs) published between Jan. 1, 2000 and Dec. 31, 2009 in the five general medicine journals with the highest impact factors (*New England Journal of Medicine*, *Journal of the American Medical Association*, *Lancet*, *Annals of Internal Medicine*, and *British Medical Journal*). The annual prevalence of original research articles with ECAs for each journal.

RESULTS: Original research articles with authors explicitly given equal credit were found in all five journals. Articles with ECAs formed a greater proportion of the total number of articles published in each journal in 2009 versus published in 2000 (NEJM: 8.6% vs. <1%; JAMA: 7.5% vs. 0%; Annals: 3.8% vs. 0%; Lancet: 3.6% vs. <1%; BMJ: 1.0% vs. 0%). There was a statistically significant increasing trend in yearly prevalence of ECA articles for all the journals (NEJM: $p < 0.0001$; JAMA: $p < 0.001$; Annals: $p < 0.001$; Lancet: $p < 0.001$, BMJ: $p = 0.001$]. The first two authors listed in the byline received equal credit the majority of the time, but the practice was also applied to authors in nearly every position in the byline. Finally, none of the journals provided specific guidance regarding this practice in their instructions to authors.

*
istr
405
843
†

attribution : noms collectifs

Analysis of the genome sequence of the flowering plant *Arabidopsis thaliana*

The Arabidopsis Genome Initiative*

* *Authorship of this paper should be cited as 'The Arabidopsis Genome Iniative'. A full list of contributors appears at the end of this paper*

© 2000 Macmillan Magazines Ltd

contributions individuelles

Genome Sequencing Groups
Samir Kaul, Hean L. Koo, Jennifer Jenkins, Michael Rizzo, Timothy Rooney, Luke J. Tallon, Tamara Feldblyum, William Nierman, Maria-Ines Benito, Xiaoying Lin, Christopher D. Town, J. Craig Venter & Claire M. Fraser
The Institute for Genomic Research, 9712 Medical Centre Drive, Rockville, Maryland 20850, USA

Satoshi Tabata, Yasukazu Nakamura, Takakazu Kaneko, Shusei Sato, Erika Asamizu, Tomohiko Kato, Hirokazu Kotani & Shigemi Sasamoto
Kazusa DNA Research Institute, 1532-3 Yana, Kisarazu, Chiba 292, Japan

Joseph R. Ecker[1]*†, Athanasios Theologis[2]*, Nancy A. Federspiel[3]*†, Curtis J. Palm[3], Brian I. Osborne[2], Paul Shinn[1], Aaron B. Conway[3], Valentina S. Vysotskaia[2], Ken Dewar[1], Lane Conn[3], Catherine A. Lenz[2], Christopher J. Kim[1], Nancy F. Hansen[3], Shirley X. Liu[2], Eugen Buehler[1], Hootan Altafi[3], Hitomi Sakano[2], Patrick Dunn[1], Bao Lam[3], Paul K. Pham[2], Qimin Chao[1], Michelle Nguyen[3], Guixia Yu[2], Huaming Chen[1], Audrey Southwick[3], Jeong Mi Lee[2], Molly Miranda[3], Mitsue J. Toriumi[2] & Ronald W. Davis[3]
*1, Plant Science Institute, Department of Biology, University of Pennsylvania, Philadelphia, Pennsylvania 19104 USA; 2, Plant Gene Expression Center/USDA-U.C.Berkeley, 800 Buchanan Street, Albany, California 94710, USA; 3, Stanford Genome Technology Center, 855 California Avenue, Palo Alto, California 94304, USA. * These authors contributed equally to this work. † Present addresses: The Salk Institute for Biological Studies, 10010 North Torrey Pines Road, La Jolla, California 92037, USA (J.R.E.); Exelixis, Inc., 170 Harbor way, P.O. Box 511, South San Francisco, California 94083-0511, USA (N.A.F)*

European Union Chromosome 4 and 5 Sequencing Consortium: R. Wambutt[1], G. Murphy[2], A. Düsterhöft[3], W. Stiekema[4], T. Pohl[5], K.-D. Entian[6], N. Terryn[7] & G. Volckaert[8]
1, AGOWA GmbH, Glienicker Weg 185, D-12489 Berlin, Germany; 2, John Innes Centre, Colney Lane, Norwich NR4 7UH, UK; 3, QIAGEN GmbH, Max-Volmer-Str. 4, D-40724 Hilden, Germany; 4, Greenomics, Plant Research International, Droevendaalseleeg 1, NL 6700, AA Wageningen, The Netherlands; 5, GATC GmbH, Fritz-Arnold Strasse 23, D-78467 Konstanz, Germany; 6, SRD GmbH, Oberurseler Str. 43, Oberursel 61440, Germany; 7, Department for Plant Genetics, (VIB), University of Gent, K.L. Ledeganckstraat 35, B-9000 Gent, Belgium; 8, Katholieke Universiteit Leuven, Laboratory of Gene Technology, Kardinaal Mercierlaan 92, B-3001 Leuven, Belgium

European Union Chromosome 3 Sequencing Consortium: M. Salanoubat[1], N. Choisne[1], M. Rieger[2], W. Ansorge[3], M. Unseld[4], B. Fartmann[5], G. Valle[6], F. Artiguenave[1], J. Weissenbach[1] & F. Quetier[1]
1, Genoscope and CNRS FRE2231, 2 rue G. Crémieux, 91057 Evry Cedex, France; 2, Genotype GmbH Angelhofweg 39, D-69259 Wilhemlsfeld, Germany; 3, European Molecular Biology Laboratory, Biochemical Instrumentation Program, Meyerhofstr. 1, D-69117 Heidelberg, Germany; 4, LION Bioscience AG, Im Neuenheimer Feld 515-517, 69120 Heidelberg, Germany; 5, MWG-Biotech AG, Anzinger Strasse 7a, 85560 Ebersberg, Germany; 6, CRIBI, Università di Padova, via G. Colombo 3, Padova 35131, Italy

The Cold Spring Harbor and Washington University Genome Sequencing Center Consortium: Richard K. Wilson[1], Melissa de la Bastide[2], M. Sekhon[1], Emily Huang[2], Lori Spiegel[2], Lidia Gnoj[2], K. Pepin[1], J. Murray[1], D. Johnson[1], Kristina Habermann[2], Neilay Dedhia[2], Larry Parnell[2], Raymond Preston[2], L. Hillier[1], Ellson Chen[3], M. Marra[2], Robert Martienssen[4] & W. Richard McCombie[2]
1, Washington University Genome Sequencing Center, Washington University in St Louis School of Medicine, 4444 Forest Park Blvd., St. Louis, Missouri 63108 USA; 2, Lita Annenberg Hazen Genome Center, Cold Spring Harbor Laboratory, Cold Spring Harbor, New York 11724, USA; 3, Celera Genomics, 850 Lincoln Center Drive, Foster City, California 94494, USA; 4, Plant Biology Group, Cold Spring Harbor Laboratory, Cold Spring Harbor, New York 11724, USA

Genome Analysis Group
Klaus Mayer[1]*, Owen White[2]*, Michael Bevan[3], Kai Lemcke[1], Todd H. Creasy[2], Cord Bielke[2], Brian Haas[1], Dirk Haase[1], Rama Maiti[2], Stephen Rudd[1], Jeremy Peterson[2], Heiko Schoof[1], Dimitrij Frishman[1], Burkhard Morgenstern[1], Paulo Zaccaria[1], Maria Ermolaeva[2], Mihaela Pertea[2], John Quackenbush[2], Natalia Volfovsky[2], Dongying Wu[2], Todd M. Lowe[4], Steven L. Salzberg[2] & Hans-Werner Mewes[1]
*1, GSF-Forschungszentrum f. Umwelt u. Gesundheit, Munich Information Center for Protein Sequences, am Max-Planck-Institut f. Biochemie, Am Klopferspitz 18a, D-82152, Germany; 2, The Institute for Genomic Research, 9712 Medical Centre Drive, Rockville, Maryland 20850, USA; 3, Molecular Genetics Department, John Innes Centre, Colney Lane, Norwich NR47UH, UK; 4, Dept Genetics, Stanford University Medical School, Stanford, California 94305-5120, USA. * These authors contributed equally to this work*

Contributing Authors

Comparative analysis of the genomes of *A. thaliana* accessions. S. Rounsley, D. Bush, S. Subramaniam, I. Levin & S. Norris
Cereon Genomics LLC, 45 Sidney St, Cambridge, Massachussetts 02139, USA

Comparative analysis of the genomes of *A. thaliana* and other genera. R. Schmidt[1], A. Acarkan[1] & I. Bancroft[2]
1, Max-Delbrück-Laboratorium in der Max-Planck-Gesellschaft, Carl-von-Linné-Weg 10, 50829 Cologne, Germany; 2, Brassicas and Oilseeds Research Department, John Innes Centre, Norwich NR4 7UJ, UK

Integration of the three genomes in the plant cell: the extent of protein and nucleic acid traffic between nucleus, plastids and mitochondria. F. Quetier[1], A. Brennicke[2] & J. A. Eisen[3].
1, Genoscope, Centre Nationale de Sequencage, 2 rue Gaston Cremieux, CP 5706, 91057 Evry Cedex, France; 2, Molekulare Botanik, Universität Ulm, 89069 Ulm, Germany; 3, The Institute for Genomic Research, 9712 Medical Centre Drive, Rockville, Maryland 20850, USA

Transposable elements. T. Bureau[1], B.-A. Legault[1], Q.-H. Le[1], N. Agrawal[1], Z. Yu[1] & R. Martienssen[2]
1, McGill University, Dept of Biology, 1205 rue Dr Penfield, Montreal, Quebec, H3A 1B1, Canada; 2, Plant Biology Group, Cold Spring Harbor Laboratory, Cold Spring Harbor, New York 11724, USA

rDNA, telomeres and centromeres. G. P. Copenhaver[1], S. Luo[1], C. S. Pikaard[2] & D. Preuss[1]
1, Howard Hughes Medical Institute, The University of Chicago, 1103 East 57th Street, Chicago, Illinois, USA; 2, Biology Department, Washington University in St Louis, St Louis, Missouri 63130, USA

Membrane transport. I. T. Paulsen[1] & M. Sussman[2]
1, The Institute for Genomic Research, 9712 Medical Centre Drive, Rockville, Maryland 20850, USA; 2, University of Wisconsin Biotechnology Center, 425 Henry Mall, Madison, Wisconsin 53706, USA

DNA repair and recombination. A. B. Britt[1] & J. A. Eisen[2]
1, Section of Plant Biology, University of California, Davis, California 95616, USA; 2, The Institute for Genomic Research, 9712 Medical Centre Drive, Rockville, Maryland 20850, USA

Gene regulation. D. A. Selinger[1], R. Pandey[1], D. W. Mount[2], V. L. Chandler[1], R. A. Jorgensen[1] & C. Pikaard[3]
1, Department of Plant Sciences, University of Arizona, 303 Forbes Hall; and 2, Department of Molecular and Cellular Biology, University of Arizona, Tucson, Arizona 85721, USA; 3, Biology Department, Washington University in St Louis, St Louis, Missouri 63130, USA

Cellular organization. G. Juergens
Entwicklungsgenetik, ZMBP-Centre for Plant Molecular Biology, auf der Morgenstelle 1, Tuebingen D-72076, Germany

Development. E. M. Meyerowitz.
Division of Biology, California Institute of Biology, Pasadena, California 91125, USA

Signal transduction. J. R. Ecker[1] & A. Theologis[2].
1, The Salk Institute for Biological Studies, 10010 North Torrey Pines Road, La Jolla, California 92037, USA; 2, Plant Gene Expression Center/USDA-UC Berkeley, 800 Buchanan Street, Albany, California 94710, USA

Recognition of and response to pathogens. J. Dangl[1] & J. D. G. Jones[2]
1, Biology Department, Coker Hall, University of North Carolina, Chapel Hill, North Carolina 27599, USA; 2, Sainsbury Laboratory, John Innes Centre, Colney Lane, Norwich NR4 7UJ, UK

Photomorphogenesis and photosynthesis. M. Chen & J. Chory
Howard Hughes Medical Institute and Plant Biology Laboratory, The Salk Institute, 10010 North Torrey Pines Road, La Jolla, California 92037, USA

Metabolism. C. Somerville
Carnegie Institution, 260 Panama Street, Stanford, California 94305, USA

The Arabidopsis Genome Initiative

Three groups contributed to the work reported here. The Genome Sequencing groups, arranged here in order of sequence contribution, sequenced and annotated assigned chromosomal regions. The Genome Analysis group carried out the analyses described. The Contributing Authors interpreted the genome analyses, incorporating other data and analyses, with respect to selected biological topics.

indexer les noms collectifs

science citation index

Ischemic Optic Neuropathy Decompression Trial

IONDT

1er Nom du “writing committee”

1er Nom des investigateurs

physique des particules

Nuclear Instruments and Methods in Physics Research A 378 (1996) 101–115

NUCLEAR INSTRUMENTS & METHODS IN PHYSICS RESEARCH Section A

ELSEVIER

Combining heavy flavour electroweak measurements at LEP

ALEPH Collaboration, DELPHI Collaboration, L3 Collaboration, OPAL Collaboration

CERN, Geneva, Switzerland

Received 15 February 1996

Abstract

The ratios of cross sections, $R_b = \sigma(e^+e^- \to b\bar{b})/\sigma(e^+e^- \to \text{hadrons})$ and $R_c = \sigma(e^+e^- \to c\bar{c})/\sigma(e^+e^- \to \text{hadrons})$, and the forward–backward asymmetries $A_{FB}^{b\bar{b}}$ and $A_{FB}^{c\bar{c}}$, have been measured by the four LEP experiments at centre-of-mass energies close to the Z boson mass, using a variety of heavy flavour identification techniques and analysis methods. The procedure adopted to combine these measurements is described here. It takes into account the statistical and systematic correlations among the measurements and their interdependences in a χ^2 minimization. The procedure is illustrated using published measurements.

physique des particules

Physics Letters B 740 (2015) 222–242

Contents lists available at ScienceDirect

Physics Letters B

www.elsevier.com/locate/physletb

Search for $H \to \gamma\gamma$ produced in association with top quarks and constraints on the Yukawa coupling between the top quark and the Higgs boson using data taken at 7 TeV and 8 TeV with the ATLAS detector

ATLAS Collaboration *

* *E-mail address:* atlas.publications@cern.ch.

[1] For simplicity, tH refers equally to $\bar{t}H$ in this Letter.

physique des particules

ATLAS Collaboration

G. Aad [84], B. Abbott [112], J. Abdallah [152], S. Abdel Khalek [116], O. Abdinov [11], R. Aben [106], B. Abi [113], M. Abolins [89], O.S. AbouZeid [159], H. Abramowicz [154], H. Abreu [153], R. Abreu [30], Y. Abulaiti [147a,147b], B.S. Acharya [165a,165b,a], L. Adamczyk [38a], D.L. Adams [25], J. Adelman [177], S. Adomeit [99], T. Adye [130], T. Agatonovic-Jovin [13a], J.A. Aguilar-Saavedra [125a,125f], M. Agustoni [17], S.P. Ahlen [22], F. Ahmadov [64,b], G. Aielli [134a,134b], H. Akerstedt [147a,147b], T.P.A. Åkesson [80], G. Akimoto [156], A.V. Akimov [95], G.L. Alberghi [20a,20b], J. Albert [170], S. Albrand [55], M.J. Alconada Verzini [70], M. Aleksa [30], I.N. Aleksandrov [64], C. Alexa [26a], G. Alexander [154], G. Alexandre [49], T. Alexopoulos [10], M. Alhroob [165a,165c], G. Alimonti [90a], L. Alio [84], J. Alison [31], B.M.M. Allbrooke [18], L.J. Allison [71], P.P. Allport [73], A. Aloisio [103a,103b], A. Alonso [36], F. Alonso [70], C. Alpigiani [75], A. Altheimer [35], B. Alvarez Gonzalez [89], M.G. Alviggi [103a,103b], K. Amako [65], Y. Amaral Coutinho [24a], C. Amelung [23], D. Amidei [88], S.P. Amor Dos Santos [125a,125c], A. Amorim [125a,125b], S. Amoroso [48], N. Amram [154], G. Amundsen [23], C. Anastopoulos [140], L.S. Ancu [49], N. Andari [30], T. Andeen [35], C.F. Anders [58b], G. Anders [30], K.J. Anderson [31], A. Andreazza [90a,90b], V. Andrei [58a], X.S. Anduaga [70], S. Angelidakis [9], I. Angelozzi [106], P. Anger [44], A. Angerami [35], F. Anghinolfi [30], A.V. Anisenkov [108,c], N. Anjos [12], A. Annovi [47], A. Antonaki [9], M. Antonelli [47], A. Antonov [97], J. Antos [145b], F. Anulli [133a], M. Aoki [65], L. Aperio Bella [18], R. Apolle [119,d], G. Arabidze [89], I. Aracena [144], Y. Arai [65], J.P. Araque [125a], A.T.H. Arce [45], J-F. Arguin [94], S. Argyropoulos [42], M. Arik [19a], A.J. Armbruster [30], O. Arnaez [30], V. Arnal [81], H. Arnold [48], M. Arratia [28], O. Arslan [21], A. Artamonov [96], G. Artoni [23], S. Asai [156], N. Asbah [42], A. Ashkenazi [154], B. Åsman [147a,147b], L. Asquith [6], K. Assamagan [25], R. Astalos [145a], M. Atkinson [166], N.B. Atlay [142], B. Auerbach [6], K. Augsten [127], M. Aurousseau [146b], G. Avolio [30], G. Azuelos [94,e], Y. Azuma [156], M.A. Baak [30], A.E. Baas [58a], C. Bacci [135a,135b], H. Bachacou [137], K. Bachas [155], M. Backes [30], M. Backhaus [30], J. Backus Mayes [144], E. Badescu [26a], P. Bagiacchi [133a,133b], P. Bagnaia [133a,133b], Y. Bai [33a], T. Bain [35], J.T. Baines [130], O.K. Baker [177], P. Balek [128], F. Balli [137], E. Banas [39], Sw. Banerjee [174], A.A.E. Bannoura [176], V. Bansal [170], H.S. Bansil [18], L. Barak [173], S.P. Baranov [95], E.L. Barberio [87], D. Barberis [50a,50b], M. Barbero [84], T. Barillari [100], M. Barisonzi [176], T. Barklow [144], N. Barlow [28], B.M. Barnett [130], R.M. Barnett [15], Z. Barnovska [5], A. Baroncelli [135a], G. Barone [49], A.J. Barr [119], F. Barreiro [81], J. Barreiro Guimarães da Costa [57], R. Bartoldus [144], A.E. Barton [71], P. Bartos [145a], V. Bartsch [150], A. Bassalat [116], A. Basye [166], R.L. Bates [53], J.R. Batley [28], M. Battaglia [138], M. Battistin [30], F. Bauer [137], H.S. Bawa [144,f], M.D. Beattie [71], T. Beau [79], P.H. Beauchemin [162], R. Beccherle [123a,123b], P. Bechtle [21], H.P. Beck [17], K. Becker [176], S. Becker [99], M. Beckingham [171], C. Becot [116], A.J. Beddall [19c], A. Beddall [19c], S. Bedikian [177], V.A. Bednyakov [64], C.P. Bee [149], L.J. Beemster [106], T.A. Beermann [176], M. Begel [25], K. Behr [119], C. Belanger-Champagne [86], P.J. Bell [49], W.H. Bell [49], G. Bella [154], L. Bellagamba [20a], A. Bellerive [29], M. Bellomo [85], K. Belotskiy [97], O. Beltramello [30], O. Benary [154], D. Benchekroun [136a], K. Bendtz [147a,147b], N. Benekos [166], Y. Benhammou [154], E. Benhar Noccioli [49], J.A. Benitez Garcia [160b], D.P. Benjamin [45], J.R. Bensinger [23], K. Benslama [131], S. Bentvelsen [106], D. Berge [106], E. Bergeaas Kuutmann [16], N. Berger [5], F. Berghaus [170], J. Beringer [15], C. Bernard [22], P. Bernat [77], C. Bernius [78], F.U. Bernlochner [170], T. Berry [76], P. Berta [128], C. Bertella [84], G. Bertoli [147a,147b], F. Bertolucci [123a,123b], C. Bertsche [112], D. Bertsche [112], M.I. Besana [90a], G.J. Besjes [105], O. Bessidskaia [147a,147b], M. Bessner [42], N. Besson [137], C. Betancourt [48], S. Bethke [100], W. Bhimji [46], R.M. Bianchi [124], L. Bianchini [23], M. Bianco [30], O. Biebel [99], S.P. Bieniek [77], K. Bierwagen [54], J. Biesiada [15], M. Biglietti [135a], J. Bilbao De Mendizabal [49], H. Bilokon [47], M. Bindi [54], S. Binet [116], A. Bingul [19c], C. Bini [133a,133b], C.W. Black [151], J.E. Black [144], K.M. Black [22], D. Blackburn [139], R.E. Blair [6], J.-B. Blanchard [137], T. Blazek [145a], I. Bloch [42], C. Blocker [23], W. Blum [82,*], U. Blumenschein [54], G.J. Bobbink [106], V.S. Bobrovnikov [108,c], S.S. Bocchetta [80], A. Bocci [45], C. Bock [99], C.R. Boddy [119], M. Boehler [48], T.T. Boek [176], J.A. Bogaerts [30], A.G. Bogdanchikov [108], A. Bogouch [91,*], C. Bohm [147a], J. Bohm [126], V. Boisvert [76], T. Bold [38a], V. Boldea [26a], A.S. Boldyrev [98], M. Bomben [79], M. Bona [75], M. Boonekamp [137], A. Borisov [129], G. Borissov [71], M. Borri [83], S. Borroni [42], J. Bortfeldt [99], V. Bortolotto [135a,135b], K. Bos [106], D. Boscherini [20a], M. Bosman [12], H. Boterenbrood [106], J. Boudreau [124], J. Bouffard [2], E.V. Bouhova-Thacker [71], D. Boumediene [34], C. Bourdarios [116], N. Bousson [113], S. Boutouil [136d], A. Boveia [31], J. Boyd [30], I.R. Boyko [64], I. Bozic [13a], J. Bracinik [18], A. Brandt [8], G. Brandt [15], O. Brandt [58a], U. Bratzler [157], B. Brau [85], J.E. Brau [115], H.M. Braun [176,*], S.F. Brazzale [165a,165c], B. Brelier [159], K. Brendlinger [121], A.J. Brennan [87], R. Brenner [167], S. Bressler [173], K. Bristow [146c], T.M. Bristow [46],

[a] Also at Department of Physics, King's College London, London, United Kingdom.
[b] Also at Institute of Physics, Azerbaijan Academy of Sciences, Baku, Azerbaijan.
[c] Also at Novosibirsk State University, Novosibirsk, Russia.
[d] Also at Particle Physics Department, Rutherford Appleton Laboratory, Didcot, United Kingdom.
[e] Also at TRIUMF, Vancouver, BC, Canada.
[f] Also at Department of Physics, California State University, Fresno, CA, United States.
[g] Also at Tomsk State University, Tomsk, Russia.
[h] Also at CPPM, Aix-Marseille Université and CNRS/IN2P3, Marseille, France.
[i] Also at Università di Napoli Parthenope, Napoli, Italy.
[j] Also at Institute of Particle Physics (IPP), Canada.
[k] Also at Department of Physics, St. Petersburg State Polytechnical University, St. Petersburg, Ru
[l] Also at Chinese University of Hong Kong, China.
[m] Also at Department of Financial and Management Engineering, University of the Aegean, Chio
[n] Also at Louisiana Tech University, Ruston, LA, United States.
[o] Also at Institucio Catalana de Recerca i Estudis Avancats, ICREA, Barcelona, Spain.
[p] Also at Department of Physics, The University of Texas at Austin, Austin, TX, United States.
[q] Also at Institute of Theoretical Physics, Ilia State University, Tbilisi, Georgia.
[r] Also at CERN, Geneva, Switzerland.
[s] Also at Ochadai Academic Production, Ochanomizu University, Tokyo, Japan.
[t] Also at Manhattan College, New York, NY, United States.
[u] Also at Institute of Physics, Academia Sinica, Taipei, Taiwan.
[v] Also at LAL, Université Paris-Sud and CNRS/IN2P3, Orsay, France.
[w] Also at Academia Sinica Grid Computing, Institute of Physics, Academia Sinica, Taipei, Taiwan.
[x] Also at Laboratoire de Physique Nucléaire et de Hautes Energies, UPMC and Université Paris-D
[y] Also at School of Physical Sciences, National Institute of Science Education and Research, Bhu
[z] Also at Dipartimento di Fisica, Sapienza Università di Roma, Roma, Italy.
[aa] Also at Moscow Institute of Physics and Technology State University, Dolgoprudny, Russia.
[ab] Also at Section de Physique, Université de Genève, Geneva, Switzerland.
[ac] Also at International School for Advanced Studies (SISSA), Trieste, Italy.
[ad] Also at Department of Physics and Astronomy, University of South Carolina, Columbia, SC, Uni
[ae] Also at School of Physics and Engineering, Sun Yat-sen University, Guangzhou, China.
[af] Also at Faculty of Physics, M.V. Lomonosov Moscow State University, Moscow, Russia.
[ag] Also at Moscow Engineering and Physics Institute (MEPhI), Moscow, Russia.
[ah] Also at Institute for Particle and Nuclear Physics, Wigner Research Centre for Physics, Budape
[ai] Also at Department of Physics, Oxford University, Oxford, United Kingdom.
[aj] Also at Department of Physics, Nanjing University, Jiangsu, China.
[ak] Also at Institut für Experimentalphysik, Universität Hamburg, Hamburg, Germany.
[al] Also at Department of Physics, The University of Michigan, Ann Arbor, MI, United States.
[am] Also at Discipline of Physics, University of KwaZulu-Natal, Durban, South Africa.
[an] Also at University of Malaya, Department of Physics, Kuala Lumpur, Malaysia.
* Deceased.

classements et affiliation

rapport auteurs/institutions

ELSEVIER

Research Policy 26 (1997) 1–18

research policy

What is research collaboration? [1]

J. Sylvan Katz, Ben R. Martin *

Science Policy and Research Evaluation Group, ESRC Centre for Science, Technology, Energy ad Environment Policy, Science Policy Research Unit, University of Sussex, Falmer, Brighton BN1 9RF, UK

Accepted 11 January 1995

Abstract

Although there have been many previous studies of research collaboration, comparatively little attention has been given to the concept of 'collaboration' or to the adequacy of attempting to measure it through co-authorship. In this paper, we distinguish between collaboration at different levels and show that inter-institutional and international collaboration need not necessarily involve inter-individual collaboration. We also show that co-authorship is no more than a partial indicator of collaboration. Lastly, we argue for a more symmetrical approach in comparing the costs of collaboration with the undoubted benefits when considering policies towards research collaboration. © 1997 Elsevier Science B.V. All rights reserved.

rapport auteurs/institutions

Example 1:

TI: EVALUATING PREFERENCE IN LABORATORY STUDIES OF DIET SELECTION
AU: RODGERS_AR
NA: UNIV BRITISH COLUMBIA, DEPT ZOOL, ECOL GRP/VANCOUVER V6T 2A9/BC/ CANADA/YORK UNIV, DEPT BIOL/N YORK M3J 1P3/ONTARIO/CANADA/
JN: CANADIAN JOURNAL OF ZOOLOGY-JOURNAL CANADIEN DE ZOOLOGIE 1990 VOL. 68 NO. 1 PP. 188-190

Example 2:

TI: CLEAR-CELL CARCINOMA OF THE ANAL-CANAL - A VARIANT OF ANAL TRANSITIONAL ZONE CARCINOMA
AU: WATSON_PH
NA: UNIV MANITOBA, FAC MED, DEPT PHYSIOL/WINNIPEG R3E 0W3/MANITOBA/CANADA/ UNIV MANITOBA, DEPT PATHOL/WINNIPEG R3E 0W3/MANITOBA/CANADA/
JN: HUMAN PATHOLOGY 1990 VOL. 21 NO. 3 PP. 350-352

Example 3:

TI: EFFECTS OF 6 DIFFERENT CYTOKINES ON LYMPHOCYTE ADHERENCE TO MICROVASCULAR ENDOTHELIUM AND IN VIVO LYMPHOCYTE MIGRATION IN THE RAT
AU: ISSEKUTZ_TB
NA: ISAAK WALTON KILLAM HOSP CHILDREN, INFECT & IMMUNOL RES LAB, 5850 UNIV AVE/HALIFAX B3J 3G9/NS/CANADA/DALHOUSIE UNIV, DEPT PEDIAT/HALIFAX B3H 4H2/NS/CANADA/DALHOUSIE UNIV, DEPT MICROBIOL/HALIFAX B3H 4H2/NS/CANADA/
JN: JOURNAL OF IMMUNOLOGY 1990 VOL. 144 NO. 6 PP. 2140-2146

Affiliations des producteurs de la recherche publique française

État des lieux sur les pratiques de signature des publications scientifiques des laboratoires affiliés au CNRS en Midi-Pyrénées et Languedoc-Roussillon

Commandité par le réseau Doccitanist CNRS :

professionnels de l'information scientifique d'Occitanie

Réalisé par :

Noémie ROQUEFERE

Marlène VILLENEUVE

Valériane VINCENT

étudiantes en Licence Professionnelle

Information Documentation Écritures et Images

Spécialisées en Sciences et Techniques

10 février 2012

Affiliations des producteurs de la recherche publique française

Lepri Sonia. *Valorisation des publications scientifiques, le cas des chercheurs en sciences de gestion à HEC Paris* [en ligne]. Disponible sur : http://memsic.ccsd.cnrs.fr/docs/00/52/43/69/PDF/LEPRI.pdf (consulté le 20/11/2011)

Le Roux Muriel. *La signature scientifique. Une sociologie pragmatique de l'attribution* [en ligne] Disponible sur : http://histoire-cnrs.revues.org/442 (consulté le 20/11/2011)

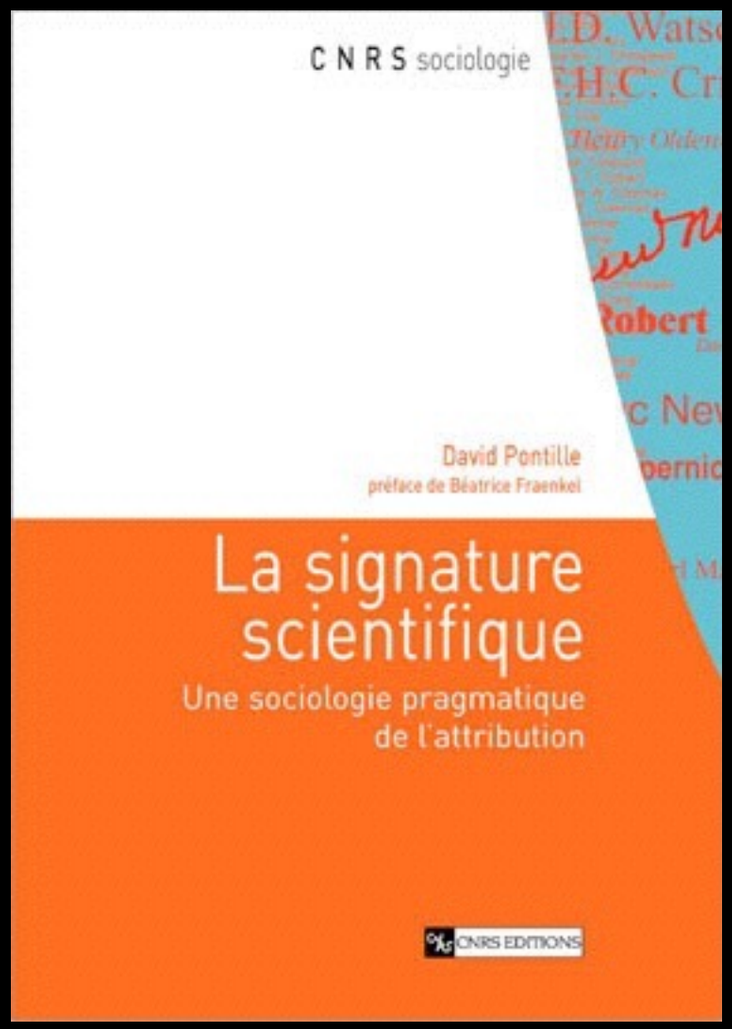

injonctions contradictoires

injonctions contradictoires